



















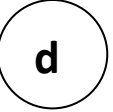


KERALA PUBLIC SCHOOLS

HOME ASSIGNMENT (1st May to 9th May 2020)



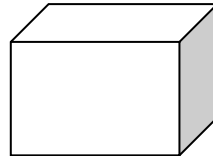
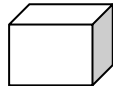
CLASS	SUBJECT	TOPIC / CHAPTER	MODULE / ASSIGNMENT	REFERENCE / LINKS
LKG	ENGLISH	<p>My Alphabet Book (Small Letters)</p> <p>Revision of exercises related to the alphabets t, c, d, n, m, a</p>	<p>1. Match pictures with the correct letter.</p> <p>   </p> <p style="text-align: center;">d c m t</p> <p>2. Circle the pictures with letter 'm'.</p> <p>    </p> <p>3. Write the first letter</p> <p> _____</p> <p> _____</p> <p> _____</p>	<p>Learn the sounds of the alphabets and read the stories from Jolly Phonics App</p>

		<p>4. Circle the correct letter</p> <p> - t c n</p> <p> - b s t</p> <p> - a p m</p> <p>5. learn the words with sounds</p> <p>    </p> <p style="text-align: center;"></p> <p>Note: Encourage neat work and let the children practice exercises related to the alphabets in the above way in their rough notebook.</p>	<p>https://youtu.be/4PhbUhr14KE</p>
<p>MATHS</p>	<p>Revision Numbers 1-10 Big & Small</p>	<p>1. Draw beads</p> <p>5 - ○ ○ ○ ○ ○</p>	<p>https://youtu.be/D0Ajq682yrA</p>


4 _

9 _

2. Circle the smaller and cross the bigger object.



3. Count and write



4. What comes after ?

1___ 3___ 6___ 9___


5.. Fill in the numbers

1 _____ , _____ , 4 _____ , 6

2, 3, _____ , _____ , _____ , 7

0, 1, _____ , 3, _____ , 5, _____ .

6. Circle the number 5



Note: Practice the number formation from 1-10 everyday and follow the pattern of exercises given above for revision.

G.A	My Family [Book page no – 6 & 7]	<p>1. Interact with your family and play this game with them .</p> <p>Say fast :</p> <ul style="list-style-type: none"> • Apple Apple Happy Apple • Andy Ant Met Aunty Ant <p>2. Who am I?</p> <ul style="list-style-type: none"> • I am a red fruit. I have many small seeds. My name begins with A. After identifying draw and colour it in a rough sheet. • I am a white vehicle. You see me in the hospital. I have a siren. <p>Note: Encourage the child to interact with the family members through these games and correlate with English and Maths.</p>	
PUBLIC SPEAKING	<p>An Apple An apple is a fruit. It is red and round. It has a thin skin. and few seeds . It is sweet. I like to eat an apple.</p>	<p>I am a little teapot.[Rhyme]</p> <p>I am a little teapot Short and stout This is my handle This is my spout When I get the steam up Hear me shout Tip me over and pour me out</p>	<p>https://youtu.be/OuJBHHsoh4c</p>

PUBLIC
SPEAKIN
G

STORY TIME : Parents may read aloud the story to children and emphasize on the sound of 'a' in it.

Ally Alligator Has a Toothache

Ally is a baby alligator. He is very lazy. He does not like to brush his teeth before sleeping at night. One day Ally eats an apple and goes to sleep without brushing his teeth. That night, some germs enter Ally's mouth. They are very happy to see small pieces of apple and other things in his teeth.

"Wow! Apple and so many things!"

They eat the food stuck to Ally's teeth and decide to stay in his mouth. After some days, Ally's teeth start paining. "Mummy my teeth are paining. Please take me to a doctor."

Mummy and papa alligator take him to the dentist. He gives Ally some bitter medicines and tells Ally to brush his teeth in the morning and at night every day. Ally takes the medicines and starts brushing his teeth properly in the morning and at night. The germs don't get anything to eat in his mouth and go away. Ally is happy now.

Moral of the story: We must brush our teeth twice a day.

Rakshmi

DIRECTOR ACADEMICS